

Bias TEEs 4000-4002 Series



ETL-4000 to 4002 series of bias TEEs cover an extensive range of 50 and 75 ohm bias TEEs designed to operate over IF and L-band frequencies.

This component is available with the following RF connector options: 50 Ω SMA, N-type, BNC and 75 Ω BNC or F-type.

All Bias TEEs are designed to facilitate mounting (either onto a base, front or rear panel) and are supplied in EMC shielded non hermetic housings. Options include 10MHz pass or rejection as well as high current versions for powering multiple components up to 5A and 48V. The models 4000, 4001 and 4002 are with green LED bias indicator located at the front of the module.

Key Features

- Broad band options covering IF & L-band, 10 MHz to 2800 MHz
- LED indicator for DC presence
- Available in high current rating.

Typical Applications

- Telecom infrastructures
- Satellite Systems
- RF & Microwave Links
- Military Comms & radar Networks
- Tests & Instrumentations
- Cellular / Base station Applications



Bias TEEs without 10MHz spec - typical performance

Model Number	Description	Frequency (MHz)	Insertion Loss (dB)		Return Loss (dB)		Isolation Typical (dB)
			Typ.	Max	Typ.	Min	

4000

TEEL1-4000-B5B5	L-band Bias TEE module, with 50Ω BNC connectors. 28V & 500mA DC rated.	850 to 2150	0.5	0.9	15	10	45
TEEL1-4000-B7B7	L-band Bias TEE module, with 75Ω BNC connectors. 28V & 500mA DC rated.	850 to 2150	0.6	1.0	14	9	45
TEEL1-4000-F7F7	L-band Bias TEE module, with 75Ω F-type connectors. 28V & 500mA DC rated.	850 to 2150	0.8	1.5	10	6	40
TEEL1-4000-N5N5	L-band Bias TEE module, with 50Ω N-type connectors. 28V & 500mA DC rated.	850 to 2150	0.5	0.9	16	10	45
TEEL1-4000-S5S5	L-band Bias TEE module, with 50Ω SMA connectors. 28V & 500mA DC rated.	850 to 2150	0.3	0.8	18	10	45

4001

TEEF1-4001-B5B5	Broad band bias TEE module, with 50Ω BNC connectors. 28V & 500mA DC rated.	50 to 2800	1.0	1.4	10	8	40
TEEF1-4001-B7B7	Broad band bias TEE module, with 75Ω BNC connectors. 28V & 500mA DC rated.	50 to 2800	1.2	1.6	10	8	40
TEEF1-4001-F7F7	Broad band bias TEE module, with 75Ω F-type connectors. 28V & 500mA DC rated.	50 to 2800	1.5	2.2	8	5	38
TEEF1-4001-N5N5	Broad band bias TEE module, with 50Ω N-type connectors. 28V & 500mA DC rated.	50 to 2800	1.0	1.4	12	10	40
TEEF1-4001-S5S5	Broad band bias TEE module, with 50Ω SMA connectors. 28V & 500mA DC rated.	50 to 2800	0.8	1.2	12	10	40


4002

TEEL1-4002-B5B5	L-band Bias TEE module, with 50 ohm BNC connectors. 48V & 500mA DC rated.	850 to 2150	0.5	0.9	15	10	45
TEEL1-4002-B7B7	L-band Bias TEE module, with 75 ohm BNC connectors. 48V & 500mA DC rated.	850 to 2150	0.6	1.0	14	9	45
TEEL1-4002-F7F7	L-band Bias TEE module, with 75 ohm F-type connectors. 48V & 500mA DC rated.	850 to 2150	0.8	1.5	10	6	40
TEEL1-4002-N5N5	L-band Bias TEE module, with 50 ohm N-type connectors. 48V & 500mA DC rated.	850 to 2150	0.5	0.9	16	10	45
TEEL1-4002-S5S5	L-band Bias TEE module, with 50 ohm SMA connectors. 48V & 500mA DC rated.	850 to 2150	0.3	0.8	18	10	45



ETL Systems Ltd, Coldwell Radio Station, Madley, Hereford, HR2 9NE, England

ETL Systems design, develop and manufacture specialist equipment for satellite ground stations. For a full description of the ETL product range, please see our website at www.etlsystems.com. This product range provides the basis for meeting your specific demands.



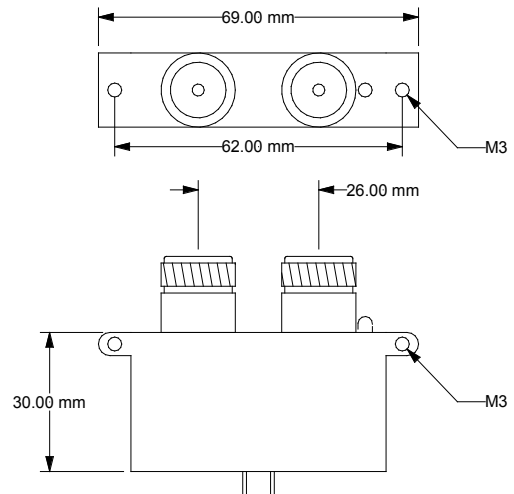

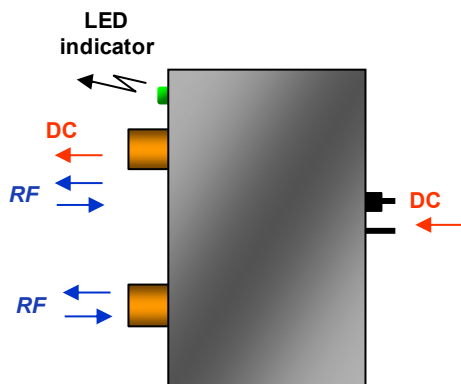
Tel +44 (0)1981 259020
 Fax +44 (0)1981 259021
info@etlsystems.com

Maximum acceptable operating parameters for reliable and safe operation

Model Numbers	RF Power (dBm)	DC Voltage (V)	DC Current (Amp)	Operational Temperature °C	Storage Temperature °C	Humidity
TEEL1-4000	37 (5W)	28	0.5	0 to 45 C	-20 C to +75 C	85%
TEEF1-4001	37 (5W)	28	0.5	0 to 45 C	-20 C to +75 C	85%
TEEL1-4002	37 (5W)	48	0.5	0 to 45 C	-20 C to +75 C	85%
Comments	Total quoted RF power levels apply to all RF ports. In door use only & non condensing environment					

! Operation beyond these limits may cause instantaneous and permanent damage.

Ports, functions and physical dimensions




We are pleased to offer the following options for customisation of our components to best meet our customer requirements

- **Option-TEE1:** Includes a Molex connector at the DC port together with a 1m cable to facilitate quick and easy connection (see figure below)
- **Option-TEE2:** Change both or any one of the connectors from the standard female to male connector
- **Option-TEE3:** Alternative RF connector choice

If there are other customisations that you are interested in, please email info@etlsystems.com and we will be happy to discuss possible alternatives and other options.

Model Numbers:
TEEL1-4001 fitted
with Molex
connectors
(Option-1)



Alternative Bias TEEs

Model Number	Frequency (MHz)	DC rating	Other features
TEEB4-4003-B5B5	850 to 2150	48V / 5 A	10MHz pass
TEEB4-4004-B5B5	850 to 2150	28V / 500 mA	10MHz reject (25dB)
TEEB4-4005-B5B5	850 to 2150	28V / 500 mA	10MHz block (40dB)
TEEB4-4006-B5B5	850 to 2150	28V / 500 mA	10MHz pass
TEEB4-4007-B5B5	850 to 2150	28V / 7 A	10MHz is not characterised