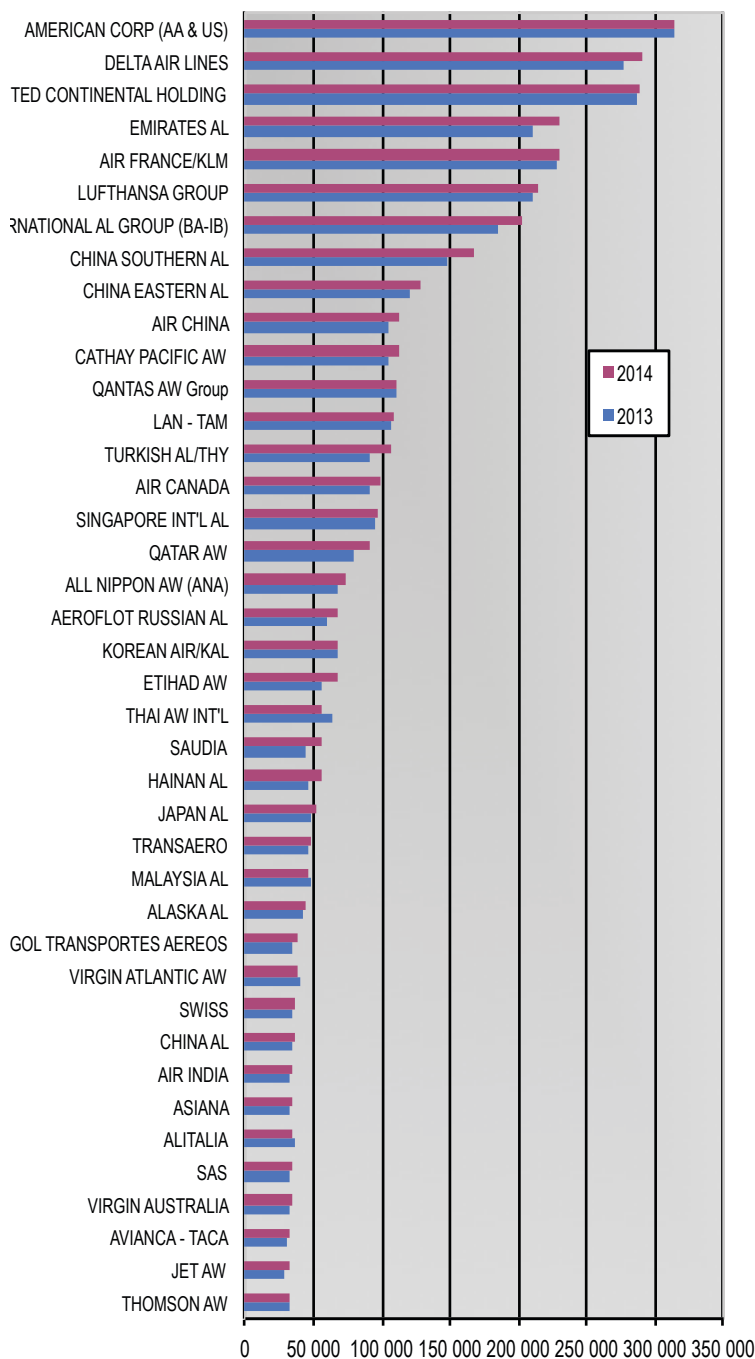


Main airlines' traffic 2014

Airlines	RPK* (millions) 2014	14/13 (%)	1st quarter 15/14 (%)
AMERICAN CORP (AA & US)	314 802	0,4	-0,8
DELTA AIR LINES	290 934	4,8	4,4
UNITED CONTINENTAL HOLDING	288 040	0,2	0,8
EMIRATES AL (1)	230 000	10,0	nd
AIR FRANCE/KLM	229 347	0,2	-0,2
LUFTHANSA GROUP	214 641	2,5	1,3
INTERNATIONAL AL GROUP (BA-IB)	202 562	9,1	6,2
CHINA SOUTHERN AL	166 621	12,3	15,4
CHINA EASTERN AL	127 637	6,0	10,6
AIR CHINA	112 495	7,9	8,1
CATHAY PACIFIC AW	112 255	7,3	10,0
QANTAS AW Group	110 841	0,7	-0,7
LAN - TAM	108 534	1,8	3,0
TURKISH AL/THY	106 787	16,1	7,3
AIR CANADA	99 139	8,5	10,9
SINGAPORE INT'L AL	96 664	1,3	-2,0
QATAR AW	91 800	15,0	19,4
ALL NIPPON AW (ANA)	72 619	8,4	7,8
AEROFLOT RUSSIAN AL	67 122	11,5	10,9
KOREAN AIR/KAL	67 097	-1,8	11,7
ETIHAD AW (1)	67 000	21,0	nd
THAI AW INT'L	56 377	-11,2	9,8
SAUDIA (1)	56 000	23,0	nd
HAINAN AL	55 635	22,3	30,3
JAPAN AL	51 203	4,8	14,0
TRANSAERO	47 066	0,1	-18,5
MALAYSIA AL	46 400	-1,9	-8,2
ALASKA AL	44 695	6,1	9,3
GOL TRANSPORTES AEREOS	38 085	9,8	15,9
VIRGIN ATLANTIC AW	37 950	-4,7	-12,9
SWISS	36 223	2,4	9,0
CHINA AL	35 886	4,9	5,9
AIR INDIA	35 101	6,9	9,3
ASIANA	35 071	7,1	nd
ALITALIA (1)	34 500	-3,1	nd
VIRGIN AUSTRALIA (1)	32 640	2,1	nd
AVIANCA - TACA	32 600	6,6	7,7
JET AW	32 581	10,4	23,9
SAS	32 581	5,9	-0,2
THOMSON AW	31 652	0,2	11,3



Main low cost airlines

Airlines	Pax (thousands) 2014	14/13 (%)	1st quarter 15/14 (%)
SOUTHWEST AL	135 767	2,0	4,7
RYANAIR	86 290	6,0	29,7
EASYJET AL	54 137	6,2	7,1
JETBLUE AW	32 078	5,4	10,5
AIRBERLIN	31 529	0,6	0,3

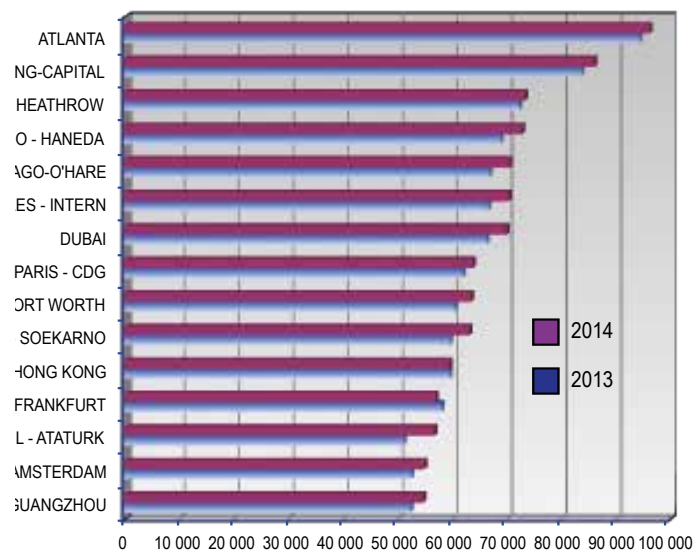
⁽¹⁾ estimated

* Revenue-Passenger-Kilometer (RPK) measures actual passenger traffic International only

Main airports traffic* 2014

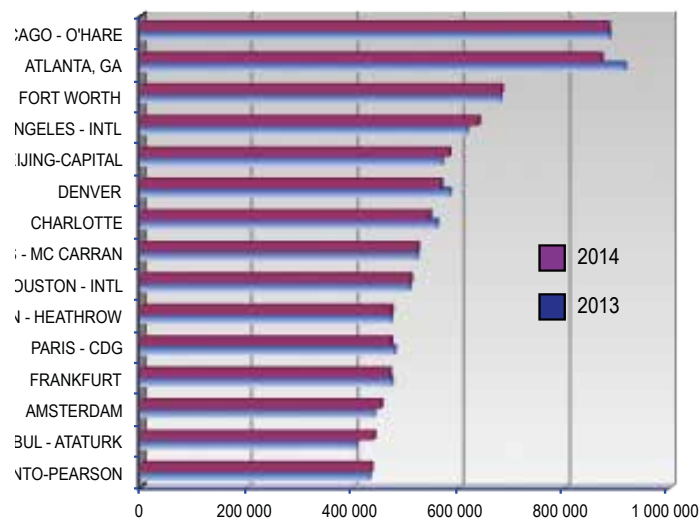
Airports	Passengers (Thousands) 2014	14/13 (%)	1st quarter 15/14 (%)
ATLANTA	96 179	1,9	5,4
BEIJING-CAPITAL	86 130	2,9	7,1
LONDON - HEATHROW	73 408	1,4	2,0
TOKYO - HANEDA	72 827	5,8	8,4
LOS ANGELES - INTERNATIONAL	70 665	6,0	2,8
DUBAI	70 476	6,1	6,8
CHICAGO-O'HARE	70 016	4,4	10,2
PARIS - CDG	63 809	2,8	2,2
DALLAS - FORT WORTH	63 523	5,1	-1,2
HONG KONG	63 148	6,0	9,0
FRANKFURT	59 566	2,6	2,7
JAKARTA - SOEKARNO	57 005	-4,8	-9,4
ISTANBUL - ATATURK	56 767	10,7	4,7
AMSTERDAM	54 978	4,6	3,5
GUANGZHOU	54 780	4,4	3,7
Total	5 651 692	5,1	5,4

Passengers (thousand)



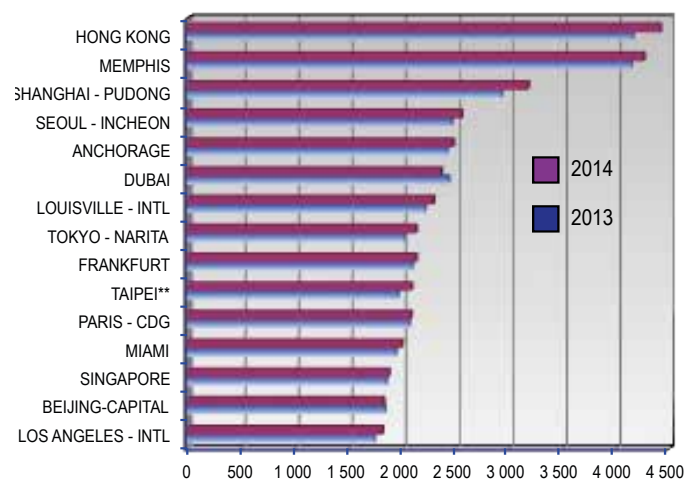
Airports	Movements 2014	14/13 (%)	1st quarter 15/14 (%)
CHICAGO - O'HARE	881 933	-0,2	3,4
ATLANTA, GA	868 359	-4,7	0,5
DALLAS - FORT WORTH	679 820	0,3	-0,1
LOS ANGELES - INTERNATIONAL	636 706	3,5	2,2
BEIJING-CAPITAL	581 773	2,5	4,0
DENVER	565 525	-2,9	-3,3
CHARLOTTE	545 178	-2,3	0,5
LAS VEGAS - MC CARRAN	522 399	0,3	-1,6
HOUSTON - INTERCONTINENTAL	508 935	0,5	0,1
LONDON - HEATHROW	472 817	0,2	-0,5
PARIS - CDG	471 318	-1,5	-1,0
FRANKFURT	469 026	-0,8	-2,2
AMSTERDAM	452 687	2,9	2,2
ISTANBUL - ATATURK	439 549	8,2	4,1
TORONTO-PEARSON	434 846	0,8	-1,5
Total	66 929	1,0	1,1

Number of movements



Airports	Cargo and mail (thousand tons) 2014	14/13 (%)	1st quarter 15/14 (%)
HONG KONG	4 411	5,9	2,6
MEMPHIS	4 259	2,9	0,1
SHANGHAI - PUDONG	3 181	8,6	6,8
SEOUL - INCHEON	2 558	3,8	3,2
ANCHORAGE	2 482	2,5	21,0
DUBAI	2 368	-3,1	-3,2
LOUISVILLE - INTERNATIONAL	2 293	3,5	1,3
FRANKFURT	2 132	1,8	-2,4
TOKYO - NARITA	2 132	5,6	6,4
TAIPEI**	2 089	6,2	34,0
PARIS - CDG	2 086	0,8	-3,7
MIAMI	1 999	2,8	2,5
SINGAPORE	1 880	0,4	0,2
BEIJING-CAPITAL	1 831	-0,6	3,8
LOS ANGELES - INTERNATIONAL	1 819	3,7	16,2
Total	90 713	4,5	4,9

Cargo and mail (thousand tons)



* ACI (Airports Council International)

: According to the ACI definition, the statistical classifications below have been revised from 2012 : the transshipment cargo is revised to be counted twice.

Actual and planned fleet*
(April 2015)

AEROFLOT RUSSIAN AL	Model	In Serv.	Ord/Opt.
	Airbus A319-100	8	
	Airbus A320-200	63	24
	Airbus A321-200	26	12
	Airbus A330-200	5	
	Airbus A330-300	17	
	Airbus A350-800		8
	Airbus A350-900		14
	Boeing 737-700		9
	Boeing 737-800	8	25
	Boeing 737-900		4
	Boeing 777-300	11	9
	Boeing 787-8		26
	Ilyushin IL-96-300	4	
	IRKUT MS-21-200		15
	IRKUT MS-21-300		35
	Sukhoi SSJ 100-95B	18	11
Total AEROFLOT RUSSIAN AL		160	192
AIR CANADA	Model	In Serv.	Ord/Opt.
	Airbus A319-100	15	
	Airbus A320-200	38	
	Airbus A321-200	11	
	Airbus A330-300	8	
	Boeing 737 MAX 8		33
	Boeing 737 MAX 9		28
	Boeing 767-300	20	
	Boeing 777-200	6	
	Boeing 777-300	17	2
	Boeing 787-8	8	7
	Boeing 787-9		22
	Embraer 190-100	45	
Total AIR CANADA		168	92
AIR CHINA	Model	In Serv.	Ord/Opt.
	Airbus A319-100	15	
	Airbus A320-200	38	
	Airbus A321-200	11	
	Airbus A330-200	8	
	Airbus A330-300		33
	Airbus A340-300		28
	Airbus A350-900	20	
	Boeing 737-300	6	
	Boeing 737-700	17	2
	Boeing 737-800	8	7
	Boeing 747-400		22
	Boeing 747-8	45	
	Boeing 757-200		
	Boeing 777-200		
	Boeing 777-300		
	Boeing 787-9		
	COMAC C919		
Total AIR CHINA		334	44

AIR FRANCE	Model	In Serv.	Ord/Opt.
	Airbus A318-100	18	
	Airbus A319-100	40	
	Airbus A320-200	45	3
	Airbus A321-100	5	
	Airbus A321-200	18	
	Airbus A330-200	15	
	Airbus A340-300	13	
	Airbus A350-900		25
	Airbus A380-800	10	2
	Boeing 747-400	7	
	Boeing 747-400F	2	
	Boeing 777-200	25	
	Boeing 777-200F	2	
	Boeing 777-300	37	4
	Boeing 787-9		9
Total AIR FRANCE		237	43
AIR INDIA	Model	In Serv.	Ord/Opt.
	Airbus A319-100	22	
	Airbus A320-200	23	4
	Airbus A321-200	20	
	Boeing 747-400	5	
	Boeing 777-200	3	
	Boeing 777-300	12	3
	Boeing 787-8	20	7
Total AIR INDIA		105	14
AIR BERLIN	Model	In Serv.	Ord/Opt.
	Airbus A319-100	3	
	Airbus A320-200	30	
	Airbus A321-200	16	7
	Airbus A330-200	14	
	Boeing 737-700	3	
	Boeing 737-800	34	2
	Boeing 787-8		3
Total AIR BERLIN		100	12
ALASKA A	Model	In Serv.	Ord/Opt.
	Boeing 737 MAX 8		20
	Boeing 737 MAX 9		17
	Boeing 737-400	26	
	Boeing 737-400F	1	
	Boeing 737-700	14	
	Boeing 737-800	61	
	Boeing 737-900	35	42
Total ALASKA A		137	79
ALITALIA	Model	In Serv.	Ord/Opt.
	Airbus A319-100	22	20
	Airbus A320-200	55	17
	Airbus A321-100	15	
	Airbus A330-200	12	
	Boeing 777-200	10	
Total ALASKA A		114	79

(*)Source : FG-Flightglobal/ENAC Air Transport Data

ALL NIPPON AW (ANA)	Model	In Serv.	Ord/Opt.
	Airbus A320-200	12	7
	Airbus A321-200		30
	Boeing 737-500	1	
	Boeing 737-700	12	
	Boeing 737-800	31	5
	Boeing 767-300	42	
	Boeing 767-300F	1	
	Boeing 777-200	28	
	Boeing 777-300	27	8
	Boeing 777-9		20
	Boeing 787-10		3
	Boeing 787-8	32	4
	Boeing 787-9	2	42
	Mitsubishi Heavy Industries MRJ90		15
Total ALL NIPPON AW (ANA)		188	134
AMERICAN AL	Model	In Serv.	Ord/Opt.
	Airbus A319-100	122	3
	Airbus A320-200	62	
	Airbus A321-200	149	163
	Airbus A330-200	15	
	Airbus A330-300	9	
	Boeing 737 MAX 8		100
	Boeing 737-300	1	
	Boeing 737-400	4	
	Boeing 737-800	251	53
	Boeing 757-200	124	
	Boeing 767-200	6	
	Boeing 767-300	58	
	Boeing 777-300	17	3
	Boeing 787-8	2	19
	Boeing 787-9		21
	Embraer 175 LR Enhanced		58
	Embraer 190-100	20	
	McDonnell-Douglas DC-9-82	88	
	McDonnell-Douglas DC-9-83	71	
Total AMERICAN AL		1 046	420
ASIANA	Model	In Serv.	Ord/Opt.
	Airbus A320-200	8	
	Airbus A321-100	2	
	Airbus A321-200	23	
	Airbus A330-300	15	
	Airbus A350-1000		10
	Airbus A350-800		8
	Airbus A350-900		12
	Airbus A380-800	2	4
	Boeing 747-400	4	
	Boeing 747-400F	10	
	Boeing 767-300	7	
	Boeing 767-300F	1	
	Boeing 777-200	12	
	Mitsubishi Heavy Industries MRJ90		15
Total ASIANA		84	34

AUSTRIAN AL	Model	In Serv.	Ord/Opt.
	Airbus A319-100	7	
	Airbus A320-200	16	
	Airbus A321-100	6	
	Boeing 767-300	6	
	Boeing 777-200	5	
	Bombardier DHC8-400	18	
	Fokker Fokker 100	15	
	Fokker Fokker 70	6	
Total AUSTRIAN AL		79	
AVIANCA	Model	In Serv.	Ord/Opt.
	Airbus A318-100	10	
	Airbus A319-100	14	2
	Airbus A320-200	36	9
	Airbus A321-100	10	3
	ATR ATR72-600	10	
	Boeing 787-8	4	11
Total AVIANCA		105	14
BRITISH AW (BA)	Model	In Serv.	Ord/Opt.
	Airbus A318-100	2	
	Airbus A319-100	44	
	Airbus A320-200	62	13
	Airbus A321-200	18	7
	Airbus A350-1000		18
	Airbus A380-800	9	3
	Boeing 767-300	21	
	Boeing 747-400	53	
	Boeing 777-200	46	
	Boeing 777-300	12	
	Boeing 787-10		12
	Boeing 787-8	8	
	Boeing 787-9		22
Total BRITISH AW (BA)		292	75
CATHAY PACIFIC AW	Model	In Serv.	Ord/Opt.
	Airbus A330-300	41	2
	Airbus A340-300	11	
	Airbus A350-1000		26
	Airbus A350-900		22
	Boeing 747-400	6	
	Boeing 747-8F	13	1
	Boeing 777-200	5	
	Boeing 777-300	61	4
	Boeing 777-9		21
Total CATHAY PACIFIC AW		149	76

CHINA AL	Model	In Serv.	Ord/Opt.
	Airbus A330-300	24	
	Airbus A340-300	6	
	Airbus A350-900		14
	Boeing 737-800	16	
	Boeing 747-400	13	
	Boeing 747-400F	21	
	Boeing 777-300	4	6
Total CHINA AL		84	20
CHINA EASTERN AL	Model	In Serv.	Ord/Opt.
	Airbus A300B4-600	2	
	Airbus A319-100	27	1
	Airbus A320-200	133	8
	Airbus A321-200	34	5
	Airbus A330-200	24	4
	Airbus A330-300	14	1
	Airbus A340-600	3	
	Boeing 737-300	5	
	Boeing 737-700	18	
	Boeing 737-800	34	37
	Boeing 777-300	5	15
	Bombardier Global XRS	1	
	COMAC C919		5
	Harbin ERJ-145LI	5	
Total CHINA EASTERN ALL		305	76
CHINA SOUTHERN AL	Model	In Serv.	Ord/Opt.
	Airbus A319-100	39	
	Airbus A320-200	114	25
	Airbus A321-200	78	7
	Airbus A330-200	16	
	Airbus A330-300	16	8
	Airbus A380-800	5	
	Boeing 737-300	4	
	Boeing 737-700	31	
	Boeing 737-800	120	9
	Boeing 747-400F	2	
	Boeing 757-200	13	
	Boeing 777-200	7	
	Boeing 777-200F	9	3
	Boeing 777-300	5	5
	Boeing 787-8	10	
	COMAC C919		5
	Embraer 190-100	20	
	Harbin ERJ-145LI	1	
Total CHINA SOUTHERN AL		490	62

DELTA AIR LINES	Model	In Serv.	Ord/Opt.
	Airbus A319-100	57	
	Airbus A320-200	69	
	Airbus A321-200		45
	Airbus A330-200	11	
	Airbus A330-300	21	10
	Airbus A330-900		25
	Airbus A350-900		25
	Boeing 717-200	61	
	Boeing 737-700	10	
	Boeing 737-800	73	
	Boeing 737-900	37	63
	Boeing 747-400	16	
	Boeing 757-200	164	
	Boeing 757-300	16	
	Boeing 767-300	81	
	Boeing 767-400	21	
	Boeing 777-200	18	
	Boeing 787-8		18
	Bombardier CRJ-200ER	10	
	McDonnell-Douglas DC-9-51	15	
	McDonnell-Douglas MD-88	117	
	McDonnell-Douglas MD-90-30	65	
Total DELTA AIR LINES		862	186
EASYJET AL	Model	In Serv.	Ord/Opt.
	Airbus A319-100	137	
	Airbus A320-200	71	161
Total EASYJET AL		208	161
EMIRATES AL	Model	In Serv.	Ord/Opt.
	Airbus A319-100	1	
	Airbus A330-200	21	
	Airbus A340-300	4	
	Airbus A340-500	1	
	Airbus A380-800	59	81
	Boeing 777-200	17	
	Boeing 777-200F	12	1
	Boeing 777-300	115	49
	Boeing 777-8		35
	Boeing 777-9		115
Total EMIRATES AL		230	281

ETIHAD AW	Model	In Serv.	Ord/Opt.
	Airbus A319-100	2	
	Airbus A320-200	24	11
	Airbus A321-200	4	32
	Airbus A330-200	24	
	Airbus A330-200F	4	1
	Airbus A330-300	6	
	Airbus A340-500	4	
	Airbus A340-600	7	
	Airbus A350-1000		22
	Airbus A350-900		40
	Airbus A380-800	1	9
	Boeing 777-200	5	
	Boeing 777-200F	3	1
	Boeing 777-300	24	
	Boeing 777-8		8
	Boeing 777-9		17
	Boeing 787-10		30
	Boeing 787-9	2	39
Total ETIHAD AW		110	210
GOL TRANSPORTES AEREOS	Model	In Serv.	Ord/Opt.
	Boeing 737 MAX 8		60
	Boeing 737-700	25	
	Boeing 737-800	97	20
Total GOL TRANSPORTES AEREOS		122	80
HAINAN AL	Model	In Serv.	Ord/Opt.
	Airbus A319-100	5	
	Airbus A320-200	17	
	Airbus A330-200	9	
	Airbus A330-300	8	7
	Boeing 737-700	5	
	Boeing 737-800	100	4
	Boeing 767-300	3	
	Boeing 787-8	10	
	COMAC C919		20
Total HAINAN AL		157	31
IBERIA	Model	In Serv.	Ord/Opt.
	Airbus A319-100	13	
	Airbus A320-200	14	
	Airbus A321-200	17	
	Airbus A330-200		8
	Airbus A330-300	8	
	Airbus A340-300	8	
	Airbus A340-600	17	
	Airbus A350-900		8
Total IBERIA		77	16
JAPAN AL	Model	In Serv.	Ord/Opt.
	Airbus A350-1000		13
	Airbus A350-900		18
	Boeing 737-800	50	
	Boeing 767-300	46	
	Boeing 777-200	24	
	Boeing 777-300	20	
	Boeing 787-8	20	5
	Boeing 787-9		20
Total JAPAN AL		160	56

JET AW	Model	In Serv.	Ord/Opt.
	Airbus A330-200	3	5
	Airbus A330-300	4	
	ATR ATR72-500	15	
	ATR ATR72-600	3	
	Boeing 737-700	6	
	Boeing 737-800	64	
	Boeing 737-900	6	
	Boeing 777-300	5	
	Boeing 787-9		10
Total JET AW		106	15
JETBLUE AW	Model	In Serv.	Ord/Opt.
	Airbus A320-200	130	25
	Airbus A321-200	15	76
	Embraer 190-100	60	24
Total JETBLUE AW		205	125
JETSTAR ASIA AW	Model	In Serv.	Ord/Opt.
	Airbus A320-200	17	
Total AIR BERLIN		17	
JETSTAR AW	Model	In Serv.	Ord/Opt.
	Airbus A320-200	53	99
	Airbus A321-200	6	
	Airbus A330-200	3	
	Boeing 787-8	8	
Total JETSTAR AW		70	99
KLM/ROYAL DUTCH AL	Model	In Serv.	Ord/Opt.
	Airbus A330-200	12	
	Airbus A330-300	5	
	Boeing 737-700	18	
	Boeing 737-800	25	
	Boeing 737-900	5	
	Boeing 747-400	22	
	Boeing 777-200	15	
	Boeing 777-300	9	6
	Boeing 787-9		26
	Embraer 190-100	1	
Total KLM/ROYAL DUTCH AL		112	32

KOREAN AIR/KAL	Model	In Serv.	Ord/Opt.
	Airbus A330-200	8	
	Airbus A330-300	19	2
	Airbus A380-800	10	
	Boeing 737-700	1	
	Boeing 737-800	20	
	Boeing 737-900	22	
	Boeing 747-400	13	
	Boeing 747-400F	17	
	Boeing 747-8		10
	Boeing 747-8F	5	2
	Boeing 777-200	17	
	Boeing 777-200F	5	5
	Boeing 777-300	16	12
	Boeing 787-8	1	
	Boeing 787-9		10
	Bombardier CS300		10
	Bombardier Global XRS	1	
	Cessna Citation Ultra	4	
	Cessna CJ1+	2	
Total KOREAN AIR/KAL		161	51
LAN AL	Model	In Serv.	Ord/Opt.
	Airbus A319-100	5	
	Airbus A320-200	47	52
	Airbus A321-200	4	43
	Airbus A340-300	3	
	Boeing 767-300	20	
	Boeing 787-8	10	12
	Boeing 787-9	2	8
Total LAN AL		91	115
LUFTHANSA	Model	In Serv.	Ord/Opt.
	Airbus A319-100	30	
	Airbus A320-200	53	90
	Airbus A321-100	20	
	Airbus A321-200	44	40
	Airbus A330-300	19	
	Airbus A340-300	18	
	Airbus A340-600	24	
	Airbus A350-900		25
	Airbus A380-800	13	1
	Boeing 737-300	9	
	Boeing 737-500	13	
	Boeing 747-400	17	
	Boeing 747-8	18	1
	Boeing 777-9		20
Total LUFTHANSA		278	177

MALAYSIAAL	Model	In Serv.	Ord/Opt.
	Airbus A330-200	4	
	Airbus A330-300	16	
	Airbus A380-800	6	
	Boeing 737-400	17	
	Boeing 737-800	57	10
	Boeing 747-400	3	
	Boeing 747-400F	2	
	Boeing 777-200	13	
Total MALAYSIAAL		118	10
QANTAS AW	Model	In Serv.	Ord/Opt.
	Airbus A330-200	17	
	Airbus A330-300	10	
	Airbus A380-800	12	8
	Boeing 737-400	1	
	Boeing 737-800	67	
	Boeing 747-400	12	
	Boeing 767-300	14	
	Boeing 787-8		6
Total QANTAS AW		133	14
QANTAS AW	Model	In Serv.	Ord/Opt.
	Airbus A319-100	2	
	Airbus A320-200	31	36
	Airbus A321-200	8	14
	Airbus A330-200	16	
	Airbus A330-200F	6	2
	Airbus A330-300	13	
	Airbus A340-600	4	
	Airbus A350-1000		37
	Airbus A350-900	2	40
	Airbus A380-800	4	6
	Boeing 777-200	9	
	Boeing 777-200F	8	4
	Boeing 777-300	28	6
	Boeing 777-9		50
	Boeing 787-8	20	10
Total QANTAS AW		151	205
RYANAIR	Model	In Serv.	Ord/Opt.
	Boeing 737 MAX 200		100
	Boeing 737-800	309	171
	Learjet Learjet 45XR	2	
Total RYANAIR		311	271

SAS	Model	In Serv.	Ord/Opt.
	Airbus A319-100	4	
	Airbus A320-200	13	30
	Airbus A321-200	8	
	Airbus A330-300	4	4
	Airbus A340-300	8	
	Airbus A350-900		8
	ATR ATR72-600	2	
	Boeing 737-600	27	
	Boeing 737-700	29	
	Boeing 737-800	29	
	Bombardier CRJ-100LR	2	
	Bombardier CRJ-200LR	1	
	Bombardier CRJ-900	12	
		139	42
Total SAS		161	51
SAUDIA	Model	In Serv.	Ord/Opt.
	Airbus A320-200	35	
	Airbus A321-200	15	
	Airbus A330-300	12	
	Airbus A340-200	1	
	Boeing 747-200F	1	
	Boeing 747-400	4	
	Boeing 747-8F	2	
	Boeing 747-SP	1	
	Boeing 777-200	23	
	Boeing 777-200F	1	
	Boeing 777-300	16	4
	Boeing 787-9		8
	Embraer 170-100LR	15	
	McDonnell-Douglas MD-11F	4	
	McDonnell-Douglas MD-90-30	2	
Total SAUDIA		132	12
SINGAPORE INT'L AL	Model	In Serv.	Ord/Opt.
	Airbus A330-300	31	3
	Airbus A350-900		70
	Airbus A380-800	19	5
	Boeing 777-200	27	
	Boeing 777-300	32	2
	Boeing 787-10		30
Total SINGAPORE INT'L AL		109	110
SOUTHWEST AL	Model	In Serv.	Ord/Opt.
	Boeing 717-200	27	
	Boeing 737 MAX 7		30
	Boeing 737 MAX 8		170
	Boeing 737-300	125	
	Boeing 737-500	14	
	Boeing 737-700	455	58
	Boeing 737-800	92	10
Total SOUTHWEST AL		713	268

SWISS	Model	In Serv.	Ord/Opt.
	Airbus A319-100	5	
	Airbus A320-200	23	10
	Airbus A321-100	6	
	Airbus A321-200	2	6
	Airbus A330-300	13	1
	Airbus A340-300	15	
	Boeing 777-300		6
	Bombardier CS100		30
Total SWISS		64	53
TACA	Model	In Serv.	Ord/Opt.
	Airbus A319-100	11	
	Airbus A320-200	15	
	Airbus A321-100	7	1
	Embraer 190-100	12	
Total TACA		45	1
TAM LINHAS AEREAS	Model	In Serv.	Ord/Opt.
	Airbus A319-100	26	
	Airbus A320-200	84	
	Airbus A321-200	18	1
	Airbus A330-200	13	
	Airbus A340-500	1	
	Airbus A350-900		27
	Boeing 767-300	13	
	Boeing 777-300	10	
	Cessna CE208B	2	
Total TAM LINHAS AEREAS		167	28
THAI AW INT'L	Model	In Serv.	Ord/Opt.
	Airbus A300B4-600	6	
	Airbus A320-200	4	
	Airbus A330-300	26	
	Airbus A340-500	4	
	Airbus A340-600	6	
	Airbus A350-900		11
	Airbus A380-800	6	
	ATR ATR72-200	2	
	Boeing 737-400	6	
	Boeing 747-400	12	
	Boeing 747-400F	2	
	Boeing 777-200	14	
	Boeing 777-300	18	2
	Boeing 787-8	4	2
	Boeing 787-9		2
Total THAI AW INT'L		110	17

THOMSON AW	Model	In Serv.	Ord/Opt.
	Boeing 737 MAX 8		40
	Boeing 737 MAX 9		7
	Boeing 737-800	25	
	Boeing 757-200	14	
	Boeing 767-300	5	
	Boeing 787-8	7	1
		51	48
Total THOMSON AW		161	51
TRANSAERO	Model	In Serv.	Ord/Opt.
	Airbus A320-200		8
	Airbus A321-200		6
	Airbus A380-800		4
	Boeing 737-300	4	
	Boeing 737-400	5	
	Boeing 737-500	13	
	Boeing 737-700	7	
	Boeing 737-800	18	12
	Boeing 747-400	20	
	Boeing 747-8		4
	Boeing 767-200	2	
	Boeing 767-300	16	
	Boeing 777-200	9	
	Boeing 777-300	5	
	IRKUT MS-21-300		12
	Sukhoi SSJ 100-95B		6
	Tupolev TU-204C	2	
	Tupolev TU-214	3	
Total TRANSAERO		104	52
TURKISH AL/THY	Model	In Serv.	Ord/Opt.
	Airbus A310-300F	2	
	Airbus A319-100	14	
	Airbus A320-200	33	
	Airbus A321-200	44	96
	Airbus A330-200	16	
	Airbus A330-200F	5	4
	Airbus A330-300	19	11
	Airbus A340-300	5	
	Boeing 737 MAX 8		55
	Boeing 737 MAX 9		10
	Boeing 737-700	3	
	Boeing 737-800	62	20
	Boeing 737-900	12	3
	Boeing 777-300	18	14
Total TURKISH AL/THY		233	213

UNITED AL	Model	In Serv.	Ord/Opt.
	Airbus A319-100	55	
	Airbus A320-200	97	
	Airbus A350-1000		35
	Boeing 737 MAX 9		100
	Boeing 737-700	36	
	Boeing 737-800	130	
	Boeing 737-900	126	25
	Boeing 747-400	24	
	Boeing 757-200	74	
	Boeing 757-300	21	
	Boeing 767-200	1	
	Boeing 767-300	35	
	Boeing 767-400	16	
	Boeing 777-200	74	
	Boeing 787-10		27
	Boeing 787-8	12	
	Boeing 787-9	5	21
	Embraer ERJ-145	4	
Total UNITED AL		710	208
VIRGIN ATLANTIC AW	Model	In Serv.	Ord/Opt.
	Airbus A330-300	10	
	Airbus A340-300	2	
	Airbus A340-600	11	
	Airbus A380-800		6
	Boeing 747-400	12	
	Boeing 787-9	4	12
Total VIRGIN ATLANTIC AW		39	18
VIRGIN AUSTRALIA	Model	In Serv.	Ord/Opt.
	Boeing 737-800	11	
	Boeing 777-300	5	
Total VIRGIN AUSTRALIA		16	
TOTAL		10 467	4 603

**Firm orders and deliveries of commercial aircraft
 commercial customers only, including aircraft leasing companies
 (Undisclosed customers not included) (Estimated figures)**

Deliveries

Deliveries	1st quarter 2015	15/14 (%)	total 2014
Airbus	133	21	626
Boeing	173	25	693
Bombardier	23	27	84
Embraer	20	22	92
Sukhoi	1	17	6
ATR	nc	nc	120

Orders

Orders	1st quarter 2015	15/14 (%)	total 2014
Airbus	93	8	1161
Boeing	81	9	921
Bombardier	25	22	112
Embraer	22	14	152
Sukhoi	-	-	10
Mitsubishi	32	123	26
ATR	nc		83

Deliveries by aircraft type

Deliveries	Type	1st quarter 2015	total 2014
Airbus	A319	11	35
	A320	63	305
	A321	35	153
	A330	19	103
	A350	1	1
	A380	4	29
Boeing	B737	113	459
	B747	4	19
	B767	5	6
	B777	21	98
	B787	30	111
Bombardier	CRJ	15	59
	Qseries	8	25
Embraer	EMB170	0	2
	EMB175	20	55
	EMB190	0	26
	EMB195	0	9
Sukhoi	SJ100	1	6
ATR	ATR72-600	nc	120

Orders by aircraft type

Orders	Type	1st quarter 2015	total 2014
Airbus	A319	0	4
	A320	10	763
	A321	54	299
	A330	29	81
	A350	0	0
	A380	0	14
Boeing	B737	68	612
	B747	3	2
	B777	5	258
	B787	5	49
Bombardier	CRJ	7	4
	Qseries	0	42
	Cseries	18	66
Embraer	EMB170	-	5
	EMB175	20	60
	EMB190	2	37
	EMB195	-	50
Sukhoi	SJ100	-	10
Mitsubishi	MRJ90	32	26
ATR	ATR72-600	nc	83

This information is taken from the "ENAC Air Transport databases"

For more information on the databases, please contact Mr Mehrdad FARZINPOUR (mehrdad.farzinpour@enac.fr)

<http://leea.recherche.enac.fr/database.htm>